



**ESMAP Disbursements Fiscal Year 2013 (US\$ Thousands)**

<b>Project Cost</b>	<b>14,636.94</b>	<b>87%</b>
<i>Africa</i>	<i>5,199.04</i>	
<i>East Asia</i>	<i>706.64</i>	
<i>Europe &amp; Central Asia</i>	<i>1,201.05</i>	
<i>Latin America &amp; Caribbean</i>	<i>913.23</i>	
<i>Middle East &amp; North Africa</i>	<i>839.36</i>	
<i>South Asia</i>	<i>346.01</i>	
<i>ESMAP Global Program</i>	<i>5,431.61</i>	
<b>Program Management &amp; Administration*</b>	<b>2,273.13</b>	<b>13%</b>
<b>Total</b>	<b>16,910.07</b>	<b>100%</b>
<b><u>Of which:</u></b>		
<i>Funded by Donors</i>	<i>16,302.79</i>	
<i>Funded from World Bank budget</i>	<i>350.35</i>	
<i>Funded from Fee Income</i>	<i>256.93</i>	

Notes:

- ESMAP global programs cover global analytical and advisory activities and include activities managed by the ESMAP core team, as well as activities managed by the Sustainable Energy Department, the Environment Department, and other units of the World Bank's Sustainable Development Network.
- It is important to note that a portion of the expenditures under ESMAP global programs is associated with work performed by ESMAP technical staff for clients through the World Bank's regional units.
- The total administration cost for Program Management and Administration in FY2013 includes \$184,700 for the cost of management of the SIDS DOCK program.

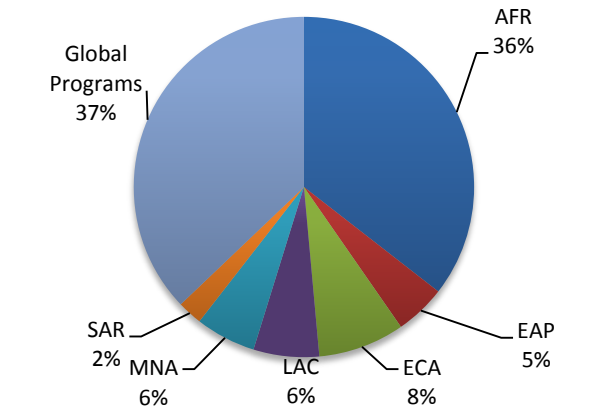
**ESMAP Disbursements by Region and Program Area, FY2013 (US\$ Thousands)**

	<b>AFR</b>		<b>EAP</b>	<b>ECA</b>	<b>LAC</b>	<b>MNA</b>	<b>SAR</b>	<b>ESMAP Global Programs</b>	<b>TOTAL</b>
	<b>ABG</b>	<b>AFREA</b>	<b>ABG</b>	<b>ABG</b>	<b>ABG</b>	<b>ABG</b>	<b>ABG</b>		
<b>EASP</b>	271.00		381.08	443.19	110.14	125.70	256.67	686.21	<b>2,274.0</b>
<b>Energy Access</b>	892.77	3,772.53	100.84	-	155.39	-	-	1,337.80	<b>6,259.3</b>
<b>Clean Energy</b>	30.04		150.65	109.71	359.22	584.66	89.34	2,542.18	<b>3,865.8</b>
<b>Energy Efficiency</b>	232.68		74.05	648.14	288.47	128.99	-	865.40	<b>2,237.7</b>
	<b>1,426.49</b>	<b>3,772.53</b>							
<b>Total</b>		<b>5,199.02</b>	<b>706.62</b>	<b>1,201.04</b>	<b>913.22</b>	<b>839.35</b>	<b>346.01</b>	<b>5,431.59</b>	<b>14,636.9</b>

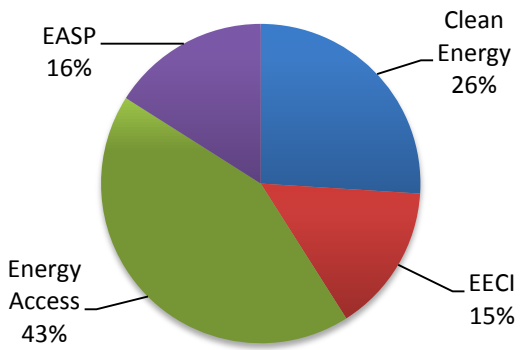
Notes:

- Of the funding for the World Bank’s regional units in FY2013: Of the funding for the World Bank’s regional units in FY2012:
  - 51% was through the ABG process under the ESMAP MDTF
  - 49% was as funding for the AFREA program under the CEIF MDTF
- ESMAP global programs cover global analytical and advisory activities and include activities managed by the ESMAP core team, as well as activities managed by the Sustainable Energy Department, the Environment Department, and other units of the World Bank’s Sustainable Development Network.

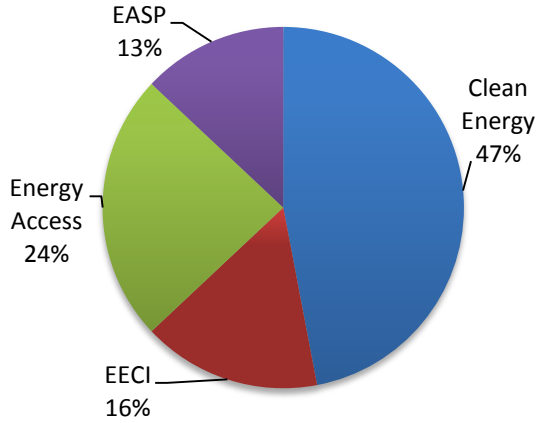
**ESMAP Disbursements by Region, FY2013**



**ESMAP Spending by Program Area, FY2013 (Entire Program)**



**ESMAP Spending by Program Area, FY2013 (ESMAP Own-Managed Activities Only)**



EASP - Energy Assessments and Strategy Programs | EECI – Energy Efficiency Cities Initiative |

Notes:

- The EASP category also includes renewable energy, energy efficiency, and low carbon development activities as part of energy sector assessments and strategy work.
- The Energy Access category includes monies spent under the AFREA program.

### ESMAP Disbursements, Fiscal Years 2011-2013 (US\$ Thousands)

