


# ESMAP Portfolio Review 2013

FEBRUARY 2013, ESMAP CONSULTATIVE GROUP MEETING



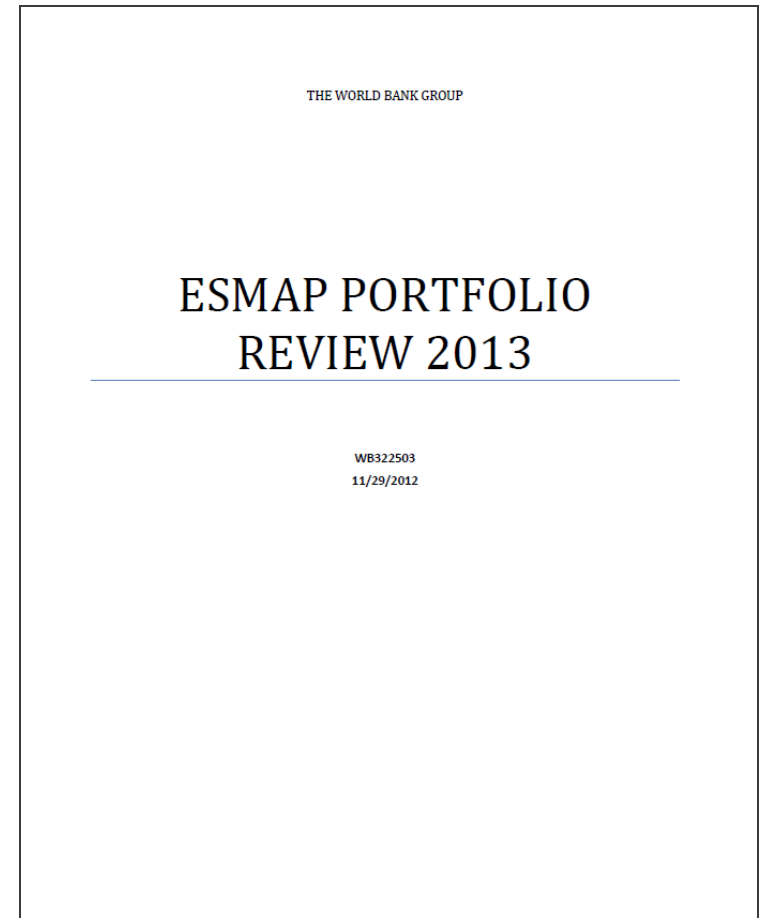
# OUTLINE

- OBJECTIVES AND APPROACH
- ESMAP PORTFOLIO COMPOSITION AND TRENDS
- ESMAP RESULTS AND OUTCOMES
- MAINSTREAMING GENDER IN ESMAP  
PORTFOLIO
- STRATEGIC LESSONS AND IMPLICATIONS

# ESMAP PORTFOLIO REVIEW 2013

## OBJECTIVES AND APPROACH

- **The Annual Portfolio Review is part of ESMAP's monitoring and evaluation system and presents the results and outcomes of ESMAP activities**
- **Uses the methodology of previous portfolio reviews with slight modifications.**
  - Uses the World Bank's classification of outcomes and indicators for Analytical Advisory Activities (AAA): (i) development finance informed (ii) policy/strategy informed (iii) client capacity increased; (iv) knowledge increased; and (v) innovative approaches and solutions generated.
  - Unlike previous year, the 2013 also review draws out the key messages, lessons learned and strategic implications.

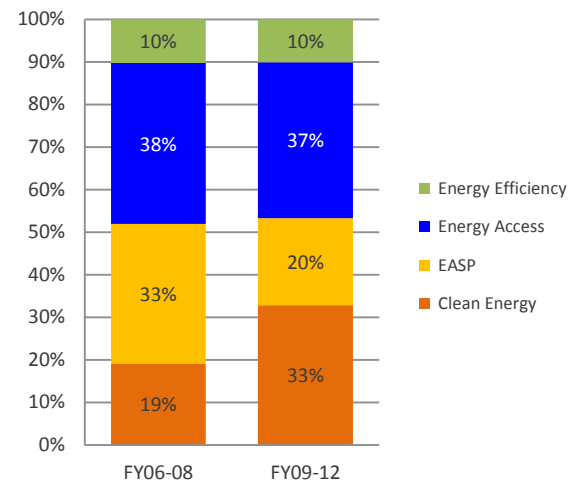
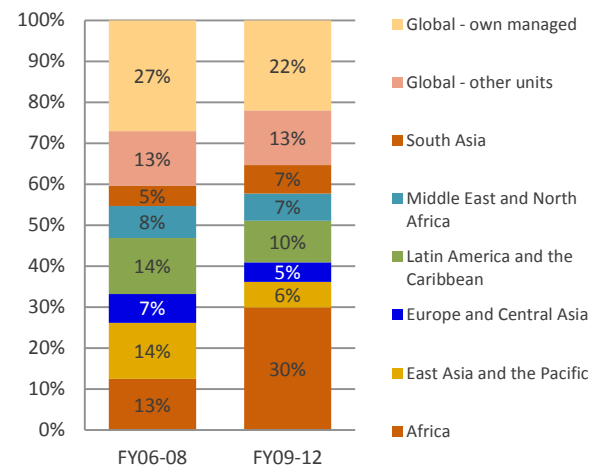


# ESMAP PORTFOLIO COMPOSITION AND TRENDS

## KEY HIGHLIGHTS

- **There was an increase in ESMAP's scale of assistance in this Business Plan period**
  - \$17.1 million per year over FY09-12 compared with disbursements of \$9.6 million per year over FY06-08
- **The Africa region received the largest amount of ESMAP assistance, accounting for almost a third of all ESMAP disbursements during FY2009-12**
- **Each of the other regional units disbursed between 5% and 10% of the total FY09-12 disbursements.**
- **Energy access accounts for the largest proportion of ESMAP assistance while clean energy showed the greatest increase**
- **Clean energy and energy efficiency have increased as a share of ESMAP's own managed portfolio**
- **The share of ESMAP assistance going to International Development Association (IDA) countries has risen in this Business Plan**

Share of ESMAP allocation by Region and Program, FY06-FY12



# ESMAP RESULTS AND OUTCOMES

## ESMAP RESULTS SCORECARD

- **ESMAP activities completed over FY09-12 informed**
  - 59 policies and strategies in more than 25 client countries
  - 65 World Bank lending projects with a value of \$12.5 billion
- **They facilitated exchange of knowledge between different regions in 24 instances, including South-South Exchange.**
  - regional energy trade and integration, adaptation, rural electrification, power market structure, managing oil price volatility, building codes, green trucks, public procurement of energy efficiency services
- **Energy efficiency activities have the most outcomes relative to number of activities followed by energy access, clean energy and EASP.**
- **Regional activities have a greater proportion of the “informed lending” and “informed policy/strategy” outcomes while non-regional activities have a larger share of the “knowledge increased” and “innovative approaches and solutions generated” outcomes**

Table –Number, Allocation and Cumulative Outcomes of ESMAP Activities completed between FY2009-FY2012 by Region and Program

Region	# of completed activities	Value of Allocation (\$ million)	Total Lending Influenced	# of Development Financing Informed Outcomes	# of Policy/strategy Informed Outcomes	# of Client Capacity Increased Outcomes	# of Knowledge Increased Outcomes	# of Innovative Approaches & Solutions Generated Outcomes	Total
AFR	27	9.1	1,066	8	8	6	1	5	28
EAP	27	4.8	1,678	14	5	7		1	27
ECA	21	3.4	3,509	8	9	2	2	1	22
LCR	27	7.3	2,256	7	12	4	5	1	29
MNA	26	3.6	1,997	10	8			1	19
Global	51	15.2	1,132	11	12	1	13	6	43
SAR	17	4	827	7	5	5	3	2	22
<b>Grand Total</b>	<b>196</b>	<b>47.4</b>	<b>12,465</b>	<b>65</b>	<b>59</b>	<b>25</b>	<b>24</b>	<b>17</b>	<b>190</b>

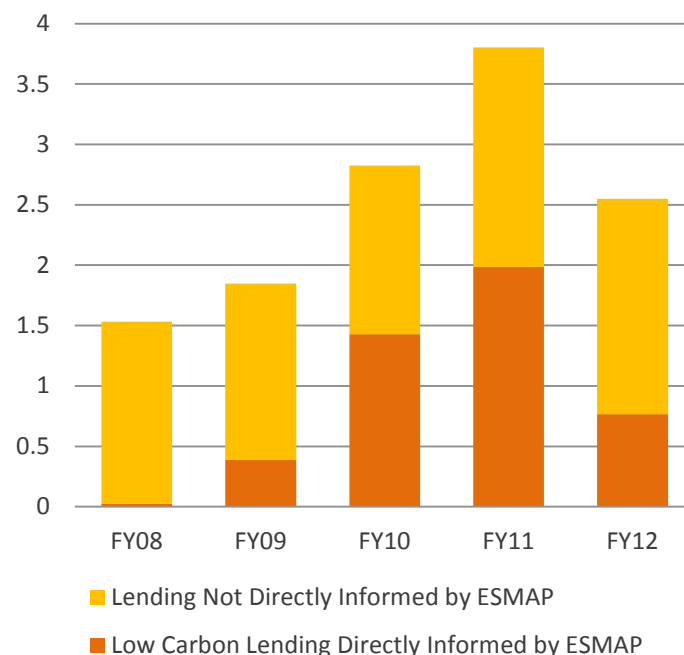
THEME	Number of completed activities	Total Lending Influenced	Number of Lending Projects	# of Development Financing Informed Outcomes	# of Policy/strategy Informed Outcomes	# of Client Capacity Increased Outcomes	# of Knowledge Increased Outcomes	# of Innovative Approaches & Solutions Generated Outcomes	Total Number of Outcomes
Clean Energy	53	3,449	13	13	15	7	13	3	51
EASP	69	6,904	26	23	21	8	4	5	61
Energy Access	39	441	11	11	14	7	3	4	39
Energy Efficiency	35	1,671	20	18	9	3	4	5	39
<b>Grand Total</b>	<b>196</b>	<b>12,465</b>	<b>70</b>	<b>65</b>	<b>59</b>	<b>25</b>	<b>24</b>	<b>17</b>	<b>190</b>

# ESMAP RESULTS AND OUTCOMES

## KEY FINDINGS

- **ESMAP activities are facilitating the “greening” of World Bank’s energy lending.**
  - At least 40% of Bank’s low carbon energy lending over FY09-12 have benefited from ESMAP activities
  - Low carbon studies and ESMAP’s suite of tools and guidebook (EFFECT, MACTool, TRACE etc) have played an important role
  - Examples: Mexico Framework for Green Growth Development Policy Loan, Morocco: Ouarzazate Concentrated Solar Power Project and South Africa Eskom Renewable Support Project.
- **Pilots and special programs on gender, household energy, renewable energy, and lighting are allowing client countries to test modalities with potential for scale up in Africa.**
  - \$755 million in World Bank lending and 6 policies and strategies informed in client countries
  - BEIA pilots in Gambia and Ethiopia, Lighting Africa, Gender sensitive design of projects in Senegal and Mali
- **ESMAP helped establish enabling conditions for rural electrification in at least five African countries in this Business Plan period.**
  - Rwanda, Kenya, Cameroon, Tanzania, and Mali.
- **Energy Efficiency in Cities emerged as an area of comparative advantage for ESMAP in this Business Plan.**
  - World Bank lending projects of \$760 million have been informed in China, Vietnam, Mexico, Ukraine and Poland

Table –Number, Allocation and Cumulative Outcomes of ESMAP Activities completed between FY2009-FY2012 by Region and Program






# ESMAP RESULTS AND OUTCOMES

## KEY FINDINGS

- **ESMAP activities have helped shape the strategic direction of the World Bank, most notably in household energy**
  - Strategies of 5 out of 6 WB regional units informed by ESMAP activities
- **A major study on *Economics of Adaptation to Climate Change***
  - informed the IDA-16 replenishment process
  - helped decision makers design strategies for adaptation in countries Bangladesh, Mozambique, Vietnam, Ghana, amongst others.
  - informed negotiations for High- Level Advisory Group on Climate Change Financing and the Green Climate Fund.
- **ESMAP activities informed regional energy trade and integration efforts, particularly in Africa.**
  - \$1.6 billion of lending and 4 policy decisions informed
  - Examples: West Africa Power Pool (WAPP) Cote d'Ivoire, Liberia, Sierra Leone and Guinea (CLSG) transmission interconnection project and Southern African Power Market Project.



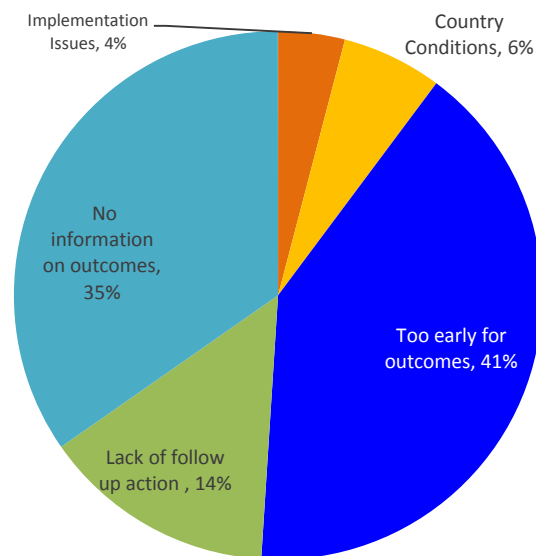
# ESMAP RESULTS AND OUTCOMES

## ACTIVITIES WITH NO OBSERVABLE OUTCOMES TO DATE

- One in four completed activities covered in the review so far have no observed results and outcomes
- In 40% of the cases, the activities have just been to completed and it is too early to determine results

Theme	# of activities with no observable outcomes to date	# of activities with multiple outcomes
Clean Energy	16	9
EASP	21	11
Energy Access	6	7
Energy Efficiency	8	11
Grand Total	51	38

Region	# of activities with no observable outcomes to date	# of activities with multiple outcomes
AFR	5	7
EAP	6	4
ECA	5	5
LCR	5	5
MNA	11	4
OTH	16	7
SAR	3	6
Grand Total	51	38



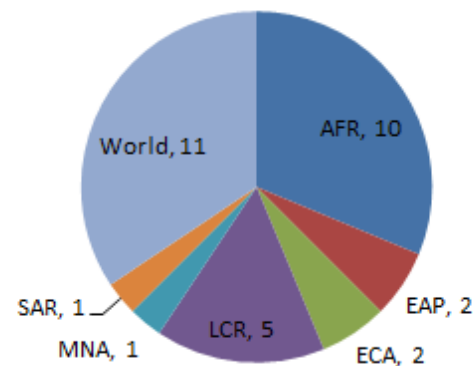
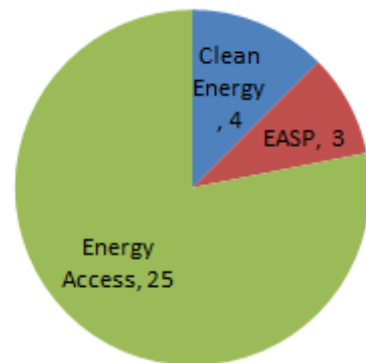


# MAINSTREAMING GENDER IN THE ESMAP PORTFOLIO

## KEY HIGHLIGHTS OF THE PORTFOLIO REVIEW

- ESMAP's 2008-2013 Business Plan made consideration of gender issues more systematic through a focused program under energy access and the regional AFREA gender and energy program
- Overall, approximately one in nine activities implemented in this Business Plan has gender consideration or components, the vast majority of them Global activities or in Africa.
- Gender continues to be mostly concentrated in energy access activities, particularly rural electrification.
- A third of activities with gender considerations or components have informed development financing and project design.
- Since the 2009 review, ESMAP has led the work on gender within the energy sector and the Bank's energy teams have recently begun increasingly integrating gender issues across a broader range of the energy portfolio.

Figure - ESMAP Activities that are Gender Informed by Region and Theme



# LESSONS AND STRATEGIC IMPLICATIONS

## KEY HIGHLIGHTS

- **ESMAP should, in consultation with regional units, explore ways to increase assistance to IDA countries.**
- **ESMAP should explore ways to rebalance its own- managed portfolio towards EASP.**
- **ESMAP should carry out an in depth assessment of activities without outcomes to improve activity selection and design.**
- **ESMAP should undertake a detailed review of issues constraining ABG disbursements to regions and, based on that, take necessary corrective measures.**

# LESSONS AND STRATEGIC IMPLICATIONS

## KEY HIGHLIGHTS OF THE PORTFOLIO REVIEW

- ESMAP is able to have the most impact in its own- managed program when it devotes a critical mass of resources to a particular area.
- ESMAP must ensure that data on baseline and target values of outcomes is accurately entered and monitored. Once such data is available, it will be possible to measure actual outcomes against baseline and target values.
- ESMAP should develop better ways to track outcomes of its publications and knowledge products by, for instance, tracking citations as well as develop anecdotal impact stories to capture the medium and long term impacts of its activities.
- ESMAP should make a strong push to mainstream gender in all its activities by screening all activity concept notes for gender and explore ways to transfer lessons from gender pilots in Africa to other regions and sectors. It should also build on the efforts undertaken in this Portfolio Review to annually track the gender related results and outcomes of its activities.

# Thank You.

The World Bank | 1818 H Street, NW | Washington DC, USA  
[www.esmap.com](http://www.esmap.com) | [esmap@worldbank.org](mailto:esmap@worldbank.org)

