



ESMAP Disbursements, FY2012 (US\$ Thousands)

Project Cost	14,867.81	87%
Africa	6,915.75	
East Asia	517.91	
Europe & Central Asia	576.36	
Latin America & Caribbean	775.63	
Middle East & North Africa	600.23	
South Asia	867.32	
ESMAP Global Program	4,614.61	
Program Management & Administration*	2,129.08	13%
Total	16,996.89	100%
<u>Of which:</u>		
<i>Funded by Donors</i>	16,006.34	
<i>Funded from World Bank budget</i>	640.23	
<i>Funded from Fee Income</i>	350.32	

Notes:

- ESMAP global programs cover global analytical and advisory activities and include activities managed by the ESMAP core team, as well as activities managed by the Sustainable Energy Department, the Environment Department, and other units of the World Bank's Sustainable Development Network.
- Disbursements to the World Bank's regional units in FY2010-12 include ABGs through the ESMAP MDTF and disbursements from the CEIF MDTF, which includes the AFREA program as well as grants for low carbon development and climate change adaptation activities.
- Actual disbursements in FY2012 take into account disbursements made under the ESMAP Multi-Donor Trust Fund for the CEIF, including the AFREA program (which includes World Bank-executed as well as recipient-executed activities), as well as disbursements made under the SIDS DOCK program.
- The total administration cost for Program Management and Administration in FY2012 includes the cost of SIDS DOCK program management.

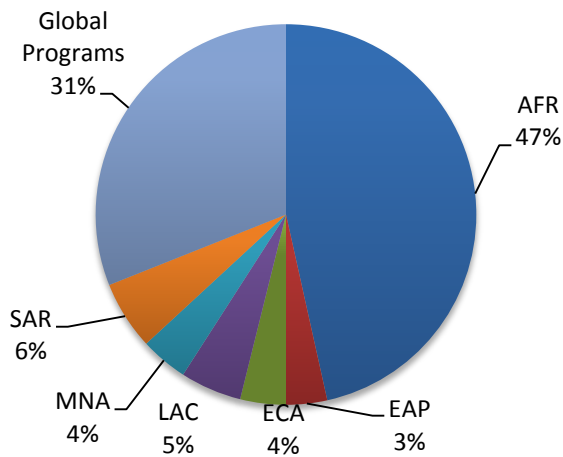
ESMAP Disbursements by Region and Program Area, FY2012 (US\$ Thousands)

	AFR		EAP	ECA	LAC	MNA	SAR	ESMAP Global Programs	TOTAL
	ABG	AFREA	ABG	ABG	ABG	ABG	ABG		
EASP	169.90		37.92	296.49	287.39	148.78	594.39	994.78	2,529.66
Energy Access	725.58	5,985.27	25.63	-	300.92	-	-	1,069.16	8,106.55
Clean Energy	35.00		338.42	165.79	21.23	384.64	272.93	1,655.09	2,873.09
Energy Efficiency	-		115.95	114.08	166.09	66.81	-	895.58	1,358.51
	930.49	5,985.27							
Total		6,915.75	517.91	576.36	775.63	600.23	867.32	4,614.61	14,867.81

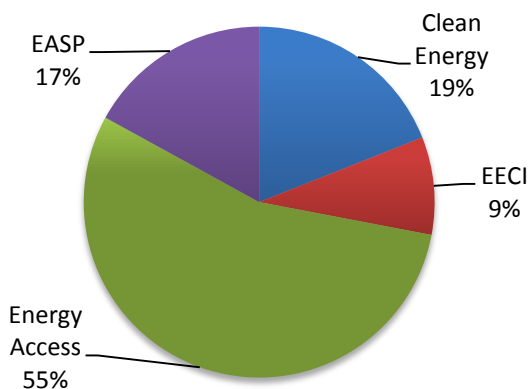
Notes:

- The EASP category includes renewable energy, energy efficiency, and low carbon development activities as part of energy sector assessments and strategy work.
- Of the funding for the World Bank’s regional units in FY2012:
 - 42% was through the ABG process under the ESMAP MDTF
 - 58% was as funding for the AFREA program under the CEIF MDTF
- ESMAP global programs cover global analytical and advisory activities and include activities managed by the ESMAP core team, as well as activities managed by the Sustainable Energy Department, the Environment Department, and other units of the World Bank’s Sustainable Development Network.

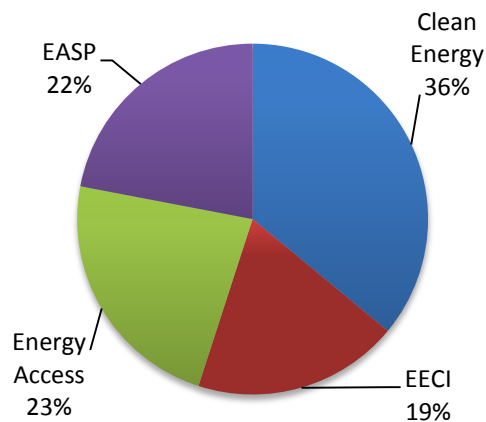
ESMAP Disbursements by Region, FY2012



ESMAP Spending by Program Area, FY2012 (Entire Program)



ESMAP Spending by Program Area, FY2012 (ESMAP Own-Managed Activities Only)



EASP - Energy Assessments and Strategy Programs | EECI – Energy Efficiency Cities Initiative |

Notes:

- The EASP category also includes renewable energy, energy efficiency, and low carbon development activities as part of energy sector assessments and strategy work.
- The Energy Access category includes monies spent under the AFREA program.

ESMAP Disbursements, Fiscal Years 2010-2012 (US\$ Thousands)

